



CLASSEMENT DE LA COURSE 92



















Course Grp/Cla Catégorie

Pos	N°	Pilote	Nat	Voiture	Clé annexes	Groupe	Classe	Total	Montée 1	Montée 2	Montée 3	Montée 4
Voitures de Sport (44 concurrents)												
1	1	PERNOT Marc		Nova Proto NP01	CFM	E2SC	2B	01:46.656	00:53.426	00:53.277	00:53.379	
2	2	BOURGEON Fabien		Revolt 3P0	CFM	E2SC	3A	01:48.084	00:54.087	00:53.997	00:54.470	
3	3	DOJAT Maxime		Nova Proto NP01	CFM	E2SC	3A	01:48.929	00:54.771	00:54.431	00:54.498	
4	15	STARCK Corentin		Nova Proto NP01	CFM	E2SC	3A	01:50.608	00:55.954	00:55.427	00:55.181	
5	19	BOST Julien		Nova Proto NP03		E2SC	1A	01:54.906	00:57.244	00:57.662	00:58.753	
6	9	MACHADO Mylenia		Revolt 2P0	FA CFM	E2SC	2B	01:58.075	00:58.826	01:00.406	00:59.249	
7	18	THIEVANT Francois-Xavier		Nova Proto NP03		E2SC	1A	01:58.571	00:59.127	00:59.993	00:59.444	
8	61	CADOT Freddy		Norma M20 FC		CN	2	02:00.489	01:00.352	01:00.370	01:00.137	
9	20	RENOUF Gaëtan		Dallara F305		DE	5S	02:01.039	01:00.664	01:00.375	01:01.583	
10	64	LAPOTRE Alban		Norma M20 FC		CN	2	02:02.372	01:01.174	01:01.627	01:01.198	
11	22	LEMOINE Corentin		Dallara F302		DE	5S	02:02.898	01:01.555	01:01.412	01:01.486	
12	54	POMMERY William		Norma M20 FC		CN	2	02:02.945	01:01.964	01:01.706	01:01.239	
13	10	BARDIN Yohan		Norma M20 FC	CFM	CN	2	02:02.974	01:01.773	01:02.598	01:01.201	
14	27	DEBARRE Jérôme		Dallara F311		DE	5S	02:02.992	01:01.077	01:02.034	01:01.915	
15	23	LEMOINE Thibaut		Dallara F399		DE	5S	02:03.018	01:01.499	01:01.592	01:01.519	
16	56	LA MONICA Jennifer		Norma M20 FC	FA CFM	CN	2	02:03.041	01:01.638	01:01.998	01:01.403	
17	24	LEBRETON Clément		Dallara F302		DE	5S	02:03.797		01:02.127	01:01.670	
18	28	LEBOT Clément		Dallara F308		DE	5S	02:04.031	01:01.880	01:02.584	01:02.151	
19	34	NICOL John		Dallara F308 Evo 311		DE	5S	02:05.032	01:02.451	01:02.581	01:03.205	
20	21	HAMEL Dominique		Dallara F302		DE	5S	02:06.624	01:03.140	01:03.484	01:04.040	
21	51	TESSIER Aurélien		Dallara F301		DE	1	02:07.514	01:04.285	01:03.835	01:03.679	
22	65	JACOB Lionel		Jad LW 01C	CFM	CM		02:08.113	01:04.672	01:04.919	01:03.441	
23	39	ROGNON Flavien		Tatuus Formule Renault 2013		DE	7	02:08.800	01:04.327	01:04.812	01:04.473	
24	67	CLEMENT Lucas		Single Track ST01	CFM	CM		02:09.458	01:04.710	01:05.589	01:04.748	
25	62	BERTON Pauline		Norma M20 FC	FA	CN	2	02:09.883	01:05.733	01:05.925	01:04.150	
26	75	TOURILLON Robert		Norma M20 FC		CN	2	02:10.519	01:05.905	01:04.694	01:05.825	
27	78	OREAL Fabien		BRC B49 Evo		CM		02:10.612		01:05.537	01:05.075	
28	47	WEISBECKER Nicolas		Tatuus Formule Renault 2007	CFM	DE	7	02:11.417	01:06.014	01:05.403	01:07.694	
29	66	ADOIR Julien		Tracking RC 02B	CFM	CM		02:12.614	01:06.273	01:06.575	01:06.341	
30	53	CAMMARES Marie		Norma M20 FC	FA	CN	2	02:12.746	01:06.599	01:08.655	01:06.147	
31	59	BERTIN Thierry		Norma M20 FC	CFM	CN	2	02:13.912	01:06.831	01:09.067	01:07.081	
32	42	HENRY Jean-Christophe		Tatuus Formule Renault 2000		DE	7	02:14.190	01:06.646	01:07.544	01:07.912	
33	26	POULET William		Norma M20 FC	CFM	CN	+	02:14.224	01:06.267	01:07.957		
34	82	POULET Nicolas		Osella PA 20S	CFM	CN	3	02:15.262				

Pos	N°	Pilote	Nat	Voiture	Clé annexes	Groupe	Classe	Total	Montée 1	Montée 2	Montée 3	Montée 4
									01:06.976	01:09.395	01:08.286	
35	40	SCHENCK Jessy		Tatuus Formule Renault		DE	7	02:16.739	01:10.716	01:09.056	01:07.683	
36	49	SAINTMARD Antonin		Tatuus Formule Renault 2011	JA	CFM	DE	7	02:18.903	01:08.726	01:10.634	01:10.177
37	37	EPIN Dominique		Pedrazza BMW		DE	4	02:19.369	01:09.191	01:10.178	01:10.575	
38	79	LECAMUS Pascal		Silver Car S3		CM		02:20.273	01:09.360	01:10.913		
39	76	KERLAUX Sébastien		Speedcar GTR		CM		02:20.310	01:08.620	01:11.690		
40	41	CHAUDET Julien		Caparo Formule Renault		DE	7	02:22.322	01:14.284	01:11.367	01:10.955	
41	43	FREMONT Sébastien		Reynard 923 F2		DE	2	02:22.806	01:11.446	01:11.360	01:41.418	
42	80	PIERRE Luce		Brottes FL	FA	CFM	DE	1	02:32.363	01:15.943	01:16.420	01:16.444
43	52	LE BOISSELIER Olivier		Arcobaleno Formule		DE	1	02:32.472	01:15.309	01:19.375	01:17.163	
44	81	POILVERT Julien		Tracking		CM		02:38.158	01:22.272	01:20.768	01:17.390	

Voitures de Production (48 concurrents)

1	101	DUBOIS Anthony		Alpine A110 Evo	CFM	GTTS	3	02:08.209	01:04.256	01:04.755	01:03.953	01:27.028	
2	103	GANEVAT Jean-Francois		Renault R.S.01	CFM	GTTS	4	02:08.433	01:04.227	01:05.509	01:04.206		
3	115	GARCES Ronald		Porsche 992 GT3 Cup	CFM	GTTS	4	02:11.853	01:05.808	01:06.055	01:06.045	01:21.672	
4	106	POINSIGNON Christophe		Simca CG Turbo	CFM	FC	4	02:13.901	01:06.632	01:08.315	01:07.269		
5	104	THOMASSET Baptiste		Cupra Leon Supercopa MK3	JB	CFM	A	5	02:14.502	01:07.531	01:07.631	01:06.971	01:24.336
6	139	FRANCAIS Julien		X 1-9 Abarth		FC	3	02:15.407	01:07.902	01:08.240	01:07.505	01:26.478	
7	113	BERREUR Olivier		Renault R.S.01	CFM	GTTS	4	02:16.411	01:08.214	01:09.454	01:08.197	01:25.196	
8	108	BONNEVIE Mickaël		Cupra Leon Supercopa MK3	CFM	A	5	02:16.719	01:08.096	01:12.525	01:08.623	01:22.777	
9	109	DOSIERES Francis		Seat Leon Supercopa MK3	CFM	A	5	02:17.129	01:08.674	01:10.736	01:08.455	01:21.481	
10	135	NOUET Mathieu		Simca CG	CFM	FC	4	02:17.452	01:08.412	01:11.043	01:09.040	01:17.352	
11	121	GRANIER Nicolas		Audi RS3 LMS TCR Evo	CFM	GTTS	3	02:19.373	01:09.849	01:14.701	01:09.524	01:23.208	
12	138	SECHAUD Eric		Ford Escort		FC	4	02:20.199	01:10.190	01:12.965	01:10.009	01:26.518	
13	136	RAMUS Patrick		Simca 1000 Turbo		FC	4	02:21.186	01:10.264	01:12.916	01:10.922	01:42.129	
14	149	KNOFF Charlie		Peugeot 308 Cup		A	4	02:21.551	01:11.343	01:12.471	01:10.208	01:16.407	
15	189	CORBET Mathieu		Peugeot 106 Rallye		F2	2	02:21.704	01:11.005	01:11.754	01:10.699	01:11.858	
16	116	MARION Philippe		Porsche 991 GT3 Cup	CFM	GTTS	4	02:22.087	01:10.708	01:11.897	01:11.379	01:28.193	
17	110	CAT MACKOWIAK Morane		Peugeot 308 Cup	FB	CFM	A	4	02:23.105	01:11.849	01:13.034	01:11.256	01:18.652
18	184	LECOQ Baptiste		Renault Clio 3 RS		F2	3	02:24.624	01:12.907	01:12.980	01:12.062	01:12.562	
19	167	JAROUSSE Kévin		BMW M3 E36	CFM	FN	4	02:25.129	01:12.769	01:13.334	01:12.360	01:12.971	
20	118	BRUNET Manuel		Lamborghini Huracan ST	CFM	GTTS	4	02:25.236	01:10.966	01:15.348	01:14.270	01:22.315	
21	147	RAMUS Maxime		Seat Leon Supercopa MK2		A	5	02:25.467	01:13.017	01:16.308	01:12.450	01:22.400	
22	174	BURNEL Roland		Citroën Saxo Super 1600		FA	2	02:26.206	01:12.893	01:14.508	01:13.313	01:17.196	
23	120	SECHAUD François		Audi A3 TFSI NLS		GTTS	4	02:26.270	01:14.017	01:13.614	01:12.656	01:17.454	
24	178	LENOIR Thierry		Renault Mégane 3		FN	4	02:26.351	01:14.291	01:13.348	01:13.003	01:13.650	
25	165	MEUNIER Tom		Renault Clio 2 Cup	JB	A	3	02:26.819	01:13.459	01:14.839	01:13.360	01:17.193	
26	143	PAUL Thibaut		Simca Rallye 2		FC	2	02:27.888	01:13.275	01:14.613			
27	172	LAUNAY Marceau		Renault Clio RS Line		A	2	02:27.979	01:14.045	01:14.301	01:13.934	01:16.567	
28	176	LEPILEUR Matthieu		Renault Mégane 3 RS		FN	4	02:28.043	01:14.568	01:16.727	01:13.727	01:14.316	
29	162	BARBAUD Bastien		Renault Clio 3 Cup	CFM	A	3	02:28.521	01:14.457	01:14.882	01:14.242	01:14.279	
30	122	COURTOIS Rémi		Alpine A110 GT4	CFM	GTTS	3	02:29.157		01:15.821	01:13.336		

Pos	N°	Pilote	Nat	Voiture	Clé annexes	Groupe	Classe	Total	Montée 1	Montée 2	Montée 3	Montée 4
31	190	LEMOSQUET Marius		Peugeot 106		F2	1	02:29.601	01:16.186	01:15.563	01:14.541	01:15.060
32	151	CAT Pascal		Peugeot 308 Cup	CFM	A	4	02:29.849	01:14.376	01:17.996	01:15.473	01:26.840
33	168	DOU François		Renault Clio 3 Cup		A	3	02:30.125	01:16.230	01:15.208	01:14.917	01:15.685
34	186	TESSIER Damien		Renault Clio RS		F2	3	02:30.225	01:15.494	01:15.980	01:14.731	01:21.444
35	144	LE GOFF Marc		Simca Rallye 3		FC	2	02:30.236	01:14.232	01:17.903	01:16.004	
36	185	CALENGE Anthony		Peugeot 208 VTI		F2	3	02:30.402	01:15.143	01:35.247	01:15.259	
37	166	MEUNIER Anthony		Renault Clio 2 Cup		A	3	02:31.012	01:16.135	01:18.029	01:15.005	01:16.007
38	163	HOPQUIN Benjamin		Renault Clio 3 Cup		A	3	02:32.629	01:16.762	01:17.512	01:15.867	01:18.949
39	164	HARAUX Jérôme		Renault Clio 3 Cup		A	3	02:33.124	01:17.009	01:17.133	01:16.377	01:16.747
40	177	MARIE Francis		BMW M3 E36		FN	4	02:36.987	01:18.455	01:20.838	01:18.532	01:19.195
41	175	TKATCHENKO Jacques		Citroën Saxo VTS		FA	2	02:37.053	01:18.817	01:21.393	01:18.236	01:19.931
42	171	LEGENDRE Simon		Citroën Saxo VTS	JB	FA	2	02:37.456	01:18.638	01:19.488	01:18.818	01:22.595
43	146	BODINIER Philippe		Simca Rallye 3		FC	1	02:39.228	01:18.105	01:21.123	01:23.211	01:29.474
44	188	MICHEL Alexis		Peugeot 206 S16		F2	3	02:40.695	01:20.154	01:23.659	01:20.541	01:20.695
45	179	GARNIER Tom		Peugeot 106 S16	JB	FN	2	02:41.474		01:19.908	01:21.870	01:21.566
46	145	GAUMONT Sébastien		Simca Rallye 2		FC	2	02:48.591	01:22.055	01:28.724	01:26.536	01:28.546
47	160	DEBE Celia		Renault Clio 3 Cup	FB CFM	A	3	02:49.689	01:25.257	01:26.036	01:24.432	01:26.335
48	183	PICOT Louka		Citroën AX Sport	JB	FN	1	02:55.139	01:28.503	01:28.329	01:27.919	01:27.220