




Österreichischer Berg rallye-Pokal der AMF 2024 und Herzog Motorsport Berg rallyecup 2024

7. Lauf in Markt-Hartmannsdorf 27. Oktober 2024.



Offizielles Endergebnis / Official final results

Veranstalter: MSC Gleisdorf
Rennleiter: Jimmy Kahr
AMF:

Streckenlänge: 2125
Streckenrekord: Reinhold Taus
58.620 2024

Chef der Zeitnehmung: Daut Damarija, Delta timing
Chef der Auswertung: Davor Malezija, Delta timing
Startrichter: Schwarz Erich
Technische Leitung: Martin Pechmann, Günther Wolf, Josef Laffer
Wetter: sonnig

Sprecher: Sigi Rieger
Rennarzt: Dr. Simone Hollomey
Streckensicherheits: Rettung Weiz

List/Liste:3-2

Page/Seite:1

Pos. Poz.	S.N. S.N.	Classification Klassifikation	Driver Fahrer	Nat./St. Nat./Bdl.	Competitor Bewerber	FIA PF FIA PF	Vehicle Fahrzeug	1.run/lauf 2.run/lauf 3.run/lauf	Total Gesamt	Diff.lead. Rückstand	Speed Geschwind.
Category I											
Group 1											
Class 1 - PF 15 to 39											
1.	1	1 1 1	Reinhold Taus	AUT/ST	Reinhold Taus		Subaru P4 Turbo	59.657 58.620 59.585	1:58.205		128.23 130.50 128.39
2.	2	1 1 1	Rupert Schwaiger	AUT/ST	Rupert Schwaiger		Porsche 911 Bi Turbo	1:00.996 1:00.543 1:02.815	2:01.539	+3.334 +3.334	125.42 126.36 121.79
3.	4	1 1 1	Franz Kogler	AUT/ST	Franz Kogler		Ford Escort Cosworth RS	1:05.522 1:05.562 1:04.850	2:10.372	+12.167 +8.833	116.75 116.66 117.96
4.	6	1 1 1	Ewald Scherr	AUT/ST	Ewald Scherr		Ford Escort Cosworth RS	1:06.740 1:05.781 1:07.746	2:12.521	+14.316 +2.149	114.62 116.29 112.92
5.	9	1 1 1	Stefan Promok	AUT/S	MSC Mühlbach BA 004		Mitsubishi EVO 8	1:00.107 1:16.358 Retired	2:16.465	+18.260 +3.944	127.27 100.19
Group 2											
Class 2a - PF 40 to 59											
1.	21	1 2 2a	Peter Prohardt	AUT/ST	Peter Prohardt		Mitsubishi EVO WRC 05	1:00.493 59.808 1:01.784	2:00.301		126.46 127.91 123.82
Class 2b - PF 60 to 79											
1.	41	1 2 2b	Hannes Kaufmann	AUT/K	Hannes Kaufmann		Ford Cosworth	1:03.120 1:02.020 1:01.867	2:03.887		121.20 123.35 123.65
Group 3											
Class 3a - PF 80 to 99											
1.	61	1 3 3a	Jürgen Halbartschlager	AUT/NÖ	Jürgen Halbartschlager		VW Golf	1:00.930 1:00.288 1:03.015	2:01.218		125.55 126.89 121.40
2.	69	1 3 3a	Hermann Blasl	AUT/ST	Hermann Blasl		Opel Kadett C 16V	1:05.030 1:04.416 1:05.148	2:09.446	+8.228 +8.228	117.64 118.76 117.42
3.	73	1 3 3a	Werner Karl	AUT/ST	Werner Karl		Audi A4 Quattro	1:09.367 1:08.023 1:09.118	2:17.141	+15.923 +7.695	110.28 112.46 110.68
Class 3b - PF 100 to 119											
1.	89	1 3 3b	Patrick Mayer	AUT/NÖ	ASV-Bruck/L.BA 002		VW Golf I 16V	1:02.084 1:02.093 1:02.705	2:04.177		123.22 123.20 122.00
2.	90	1 3 3b	Andreas Miletich	AUT/NÖ	ASV-Bruck/L.BA 002		Renault Clio	1:08.558 1:07.542 1:07.463	2:15.005	+10.828 +10.828	111.58 113.26 113.40
3.	86	1 3 3b	Markus Gruber	AUT/ST	Markus Gruber		Skoda Fabia EVO 2	1:10.358 1:08.141 1:08.661	2:16.802	+12.625 +1.797	108.73 112.27 111.42
4.	83	1 3 3b	Kevin Reiß	AUT/ST	Kevin Reiß		Ford Escort	1:09.355 1:09.068 1:08.150	2:17.218	+13.041 +0.416	110.30 110.76 112.25
5.	87	1 3 3b	Stefan Karl	AUT/ST	Stefan Karl		Golf GTI	1:11.494 1:10.055 1:44.408	2:21.549	+17.372 +4.331	107.00 109.20 73.27
Group 4											
Class 4a - PF 120 to 139											
1.	120	1 4 4a	Sebastian Huber	AUT/ST	Sebastian Huber		VW Golf 1	1:07.602 1:06.713 1:07.751	2:14.315		113.16 114.67 112.91
2.	106	1 4 4a	Matthias Brandl	AUT/NÖ	Matthias Brandl		VW Golf 2 16V	1:09.627 1:08.540 1:08.352	2:16.892	+2.577 +2.577	109.87 111.61 111.92
3.	102	1 4 4a	Mario Papst	AUT/ST	Mario Papst		Subaru Impreza GT	1:11.322 1:08.518 1:09.309	2:17.827	+3.512 +0.935	107.26 111.65 110.38
4.	101	1 4 4a	Werner Jud	AUT/ST	Werner Jud		VW Golf 2 16V	1:11.173 1:11.907 1:08.992	2:20.165	+5.850 +2.338	107.48 106.39 110.88
5.	104	1 4 4a	Daniel Sailer	AUT/ST	Daniel Sailer		BMW E30	1:12.033 1:11.178 1:11.443	2:22.621	+8.306 +2.456	106.20 107.48 107.08
6.	121	1 4 4a	David Zottler	AUT/ST	Flechl Racing		Subaru Impreza WRXSTI	1:14.815 1:14.564 1:14.539	2:29.103	+14.788 +6.482	102.25 102.60 102.63
7.	116	1 4 4a	Mag. Christoph Rappold	AUT/ST	Mag. Christoph Rappold		BMW M36 M3	1:16.871 1:16.525 1:17.660	2:33.396	+19.081 +4.293	99.52 99.97 98.51


Date/Datum:27.10.2024

Time/Zeit:15:35:08





Österreichischer Berg rallye-Pokal der AMF 2024
und Herzog Motorsport Berg rallyecup 2024
7. Lauf in Markt-Hartmannsdorf 27. Oktober 2024.



Offizielles Endergebnis / Official final results

List/Liste:3-2

Page/Seite:2

Pos. Poz.	S.N. S.N.	Classification Klassifikation	Driver Fahrer	Nat./St. Nat./Bdl.	Competitor Bewerber	FIA PF FIA PF	Vehicle Fahrzeug	1.run/lauf 2.run/lauf 3.run/lauf	Total Gesamt	Diff.lead. Rückstand	Speed Geschwind.
Class 4b - PF 140 to 159											
1.	131	1 4 4b	Thomas Kroupa	AUT/W	ASV-Bruck/L.BA 002		VW Rallye Golf R	1:10.678 1:09.690 1:09.481	2:19.171		108,24 109,77 110,10
2.	136	1 4 4b	Jürgen Steiner	AUT/NÖ	Jürgen Steiner		VW Golf	1:11.516 1:10.945 1:09.669	2:20.614	+1.443 +1.443	106,97 107,83 109,80
-	141	1 4 4b	Gregor Hutter	AUT/ST	MSC Mühlbach BA 004		Alfa Romeo 33	Retired Not started Not started		Retired Ausgefallen	
Group 5											
Class 5a - PF 160 to 189											
1.	161	1 5 5a	Christian Biesinger	AUT/NÖ	Christian Biesinger		VW Polo 86 c	1:07.989 1:07.182 1:07.652	2:14.834		112,88 113,87 113,08
2.	167	1 5 5a	Patrick Flechl	AUT/ST	Patrick Flechl		Opel Astra GSI	1:09.198 1:08.492 1:07.784	2:16.276	+1.442 +1.442	110,55 111,69 112,86
3.	168	1 5 5a	Dominik Rabl	AUT/ST	Dominik Rabl		VW Golf 1	1:10.110 1:09.427 1:08.599	2:18.026	+3.192 +1.750	109,11 110,19 111,52
4.	170	1 5 5a	Manfred Suppan	AUT/ST	Manfred Suppan		Opel Astra GSI	1:08.574 1:17.675 1:27.116	2:26.249	+11.415 +8.223	111,56 98,49 87,81
Class 5b - PF 190 to 219											
1.	195	1 5 5b	Florian Neuherz	AUT/ST	Florian Neuherz		Fiat 128 3p	1:08.678 1:07.793 1:07.625	2:15.418		111,39 112,84 113,12
2.	193	1 5 5b	Martin Bauer	AUT/ST	Martin Bauer		Citroen Saxo VTS	1:10.677 1:08.889 1:08.799	2:17.688	+2.270 +2.270	108,24 111,05 111,19
3.	206	1 5 5b	Erich Rosseger	AUT/ST	Erich Rosseger		Suzuki Swift	1:17.625 1:17.017 1:18.570	2:34.642	+19.224 +16.954	98,55 99,33 97,37
4.	208	1 5 5b	Angelo Griesser	AUT/ST	Angelo Griesser		Ford Escort RS 2000	1:18.169 1:19.452 1:20.044	2:37.621	+22.203 +2.979	97,86 96,28 95,57
Group 6											
Class 6 - PF > 219											
1.	223	1 6 6	Rene Auner	AUT/ST	Rene Auner		Citroen C2 GT	1:08.110 1:08.320 1:15.989	2:16.430		112,32 111,97 100,67
2.	229	1 6 6	Stefan Franischen	AUT/ST	Stefan Franischen		Honda Civic Type R	1:11.795 1:10.816 1:11.098	2:21.914	+5.484 +5.484	106,55 108,03 107,60
3.	226	1 6 6	Tobias Grossalber	AUT/OÖ	MSC Mühlbach BA 004		VW Polo	1:13.487 1:10.774 1:11.157	2:21.931	+5.501 +0.017	104,09 108,09 107,51
4.	214	1 6 6	Markus Raith	AUT/ST	Markus Raith		Honda Civic Type R	1:12.562 1:12.504 1:12.000	2:24.504	+8.074 +2.573	105,43 105,51 106,25
5.	215	1 6 6	Stefan Schmid	AUT/ST	Stefan Schmid		Citroen C2	1:14.850 1:15.149 Not started	2:29.999	+13.569 +5.495	102,20 101,80
Category II											
Class 12 - FIA HTP up to 2000ccm											
1.	636	2 - 12	Jo Krammer	AUT/ST	Jo Krammer		Alfa Romeo 33 8V/905/1	1:15.899 1:13.655 1:12.177	2:25.832		100,79 103,86 105,99
2.	634	2 - 12	Victoria Schütz	AUT/NÖ	MSC Mühlbach BA 004		VW Golf	1:15.753 1:14.455 1:14.790	2:29.245	+3.413 +3.413	100,99 102,75 102,29
Class 13 - FIA HTP over 2000ccm											
1.	604	2 - 13	Harald Neuherz	AUT/ST	Harald Neuherz		Audi S1 Quattro	1:08.539 1:06.757 1:06.457	2:13.214		111,62 114,59 115,11
2.	601	2 - 13	Herbert Neubauer	AUT/B	Historic Racing T.BA022		Lancia Delta Integrale	1:30.114 1:29.651 Not started	2:59.765	+46.551 +46.551	84,89 85,33
Class 14 - Classic H up to 2000ccm											
1.	752	2 - 14	Patrick Ulz	AUT/ST	Patrick Ulz		Alfa Romeo Sud TI	1:14.026 1:12.496 1:12.742	2:25.238		103,34 105,52 105,17
2.	751	2 - 14	Mario Stampfer	AUT/B	Mario Stampfer		Renault Clio 16V	1:14.568 1:14.198 1:14.267	2:28.465	+3.227 +3.227	102,59 103,10 103,01
3.	753	2 - 14	Josef Schögler	AUT/ST	Josef Schögler		Opel Ascona B	1:17.119 1:16.606 1:16.133	2:32.739	+7.501 +4.274	99,20 99,86 100,48
Class 15 - Classic H over 2000ccm											
1.	731	2 - 15	Manfred Knaus	AUT/ST	Manfred Knaus		BMW E30 325i	1:08.688 1:08.965 1:08.665	2:17.353		111,37 110,93 111,41
2.	734	2 - 15	Nino Schanes	AUT/ST	Nino Schanes		BMW E30 325i	1:11.080 1:09.615 1:09.445	2:19.060	+1.707 +1.707	107,63 109,89 110,16

Date/Datum:27.10.2024


Time/Zeit:15:35:08





Österreichischer Berg rallye-Pokal der AMF 2024
und Herzog Motorsport Berg rallyecup 2024

7. Lauf in Markt-Hartmannsdorf 27. Oktober 2024.



Offizielles Endergebnis / Official final results

List/Liste:3-2

Page/Seite:3

Pos. Poz.	S.N. S.N.	Classification Klassifikation	Driver Fahrer	Nat./St. Nat./Bdl.	Competitor Bewerber	FIA PF FIA PF	Vehicle Fahrzeug	1.run/lauf 2.run/lauf 3.run/lauf	Total Gesamt	Diff.lead. Rückstand	Speed Geschwind.
3.	733	2 -15	Johannes Payer	AUT/ST	Johannes Payer		BMW 325i e30	1:10.021 1:09.646 1:10.517	2:19.667	+2.314 +0.607	109,25 109,84 108,48

Clerk of the Course Jimmy Kahr	Chief Timekeeper Daut Damarija, Delta timing (HRV)	Chairman of the Stewards	Steward	Steward
--	--	--------------------------	---------	---------

Date/Datum:27.10.2024

Time/Zeit:15:35:08

