



## CLASSEMENT DE LA COURSE 125

Course Grp/Cla Catégorie 





Pos	N°	Pilote	Nat	Voiture	Clt annexes	Groupe	Classe	Total	Montée 1	Montée 2	Montée 3	Montée 4
<b>Voitures de Sport (50 concurrents)</b>												
1	2	BOURGEON Fabien		Revolt 3P0	CFM	E2SC	3A	<b>04:48.273</b>	02:24.867	02:25.183	02:24.563	02:23.710
2	3	PERNOT Marc		Nova Proto NP01 Turbo	CFM	E2SC	3A	<b>04:51.110</b>	02:26.504	02:25.285	02:25.825	02:26.240
3	10	DOJAT Maxime		Revolt 3P0	JA CFM	E2SC	3A	<b>04:55.661</b>	02:29.513	02:27.403	02:28.515	02:28.258
4	17	STARCK Corentin		Nova Proto NP01		E2SC	3A	<b>04:58.822</b>	02:29.968	02:29.749	02:45.749	02:29.073
5	8	LANSARD Cédric		Nova Proto NP01	CFM	E2SC	3A	<b>05:00.396</b>	02:32.820	02:30.238	02:30.158	02:31.606
6	18	PETIT Kévin		Revolt 3P0		E2SC	3B	<b>05:01.086</b>	02:30.927	02:30.368	02:30.718	02:30.948
7	19	JACQMIN Sébastien		Nova Proto NP01		E2SC	3A	<b>05:08.330</b>	02:34.311	02:34.019	02:35.016	02:34.992
8	21	GUTH Samy		Nova Proto NP01-2 Mugen		E2SC	3A	<b>05:15.027</b>	02:40.719	02:37.313	02:37.714	02:37.757
9	25	UNY Antoine		Nova Proto NP03	CFM	E2SC	1A	<b>05:15.741</b>	02:37.982	02:37.759	02:39.550	02:41.894
10	15	BERREUR Olivier		Norma M20 FC	CFM	CN	+	<b>05:19.654</b>	02:39.589	02:41.498	02:40.740	02:40.065
11	38	MAYEUR Pierre		Martini MK62		DE	4	<b>05:21.351</b>	02:41.163	02:42.557	02:40.188	02:41.684
12	54	DIEBOLD Tom		Norma M20 F	CFM	CN	2	<b>05:23.096</b>	02:41.822	02:41.546	02:41.550	02:50.452
13	37	CHOLLEY Ludovic		Dallara F308 Mercedes		DE	5S	<b>05:23.840</b>	02:43.780	02:41.893	02:41.947	02:46.014
14	6	PEREIRA Dimitri		Norma M20 FC	CFM	CN	2	<b>05:26.302</b>	02:44.398	02:43.204	02:43.996	02:43.098
15	57	POMMERY William		Norma M20 FC		CN	2	<b>05:30.578</b>	02:46.889	02:47.268	02:45.557	02:45.021
16	34	TAVIAUX Benoît		Dallara F305 Evo 307	CFM	DE	5S	<b>05:31.212</b>	02:50.012	02:45.833	02:47.214	02:45.379
17	24	ROSE Christophe		Nova NP03		E2SC	1A	<b>05:31.648</b>	02:47.803	02:46.601	02:46.189	02:45.459
18	22	PEREZ-PASCUAL Dionisio		Norma M20 FC Honda		E2SC	2A	<b>05:33.718</b>	02:45.831	02:47.887	02:47.961	02:49.180
19	23	MAITRE Jean-Jacques		Nova NP01-2 Mugen		E2SC	2A	<b>05:35.182</b>	02:49.476	02:47.563	02:47.619	02:48.813
20	30	CHOLLEY Patrick		Dallara F311	CFM	DE	5S	<b>05:35.908</b>	02:49.158	02:48.588	02:47.845	02:48.063
21	55	LOMBARDO Gilles		Norma M20 F		CN	3	<b>05:37.246</b>	02:52.639	02:50.590	02:48.009	02:49.237
22	59	MANGIN Thibaut		Norma M20		CN	2	<b>05:38.550</b>	02:50.524	02:49.469	02:49.532	02:49.081
23	31	LEBOT Clément		Dallara F308	CFM	DE	5S	<b>05:38.690</b>	02:50.381	02:49.188	02:49.502	02:49.770
24	32	DIEBOLD David		Dallara F302	CFM	DE	5S	<b>05:40.358</b>	03:29.088	02:51.841	02:49.283	02:51.075
25	56	TOURILLON Sébastien		Norma M20 FC		CN	2	<b>05:42.999</b>	02:54.569	02:53.943	02:51.881	02:51.118
26	45	GARAMPON--BRUNET Marvin		Tatuus Formule Renault 2000	JA CFM	DE	7	<b>05:45.846</b>	02:59.242		02:51.647	02:54.199
27	73	DARAND Anthony		Tracking RC 01B		CM		<b>05:47.804</b>	02:55.744	02:54.121	02:55.327	02:53.683
28	65	JEANROY Olivier		Norma M20 F		CN	2	<b>05:50.063</b>	02:55.453	02:55.686	02:54.879	02:55.184
29	64	MACHADO Mylenia		Speedcar GTR	JA FA CFM	CM		<b>05:50.927</b>	02:57.910	02:56.140	02:57.087	02:54.787
30	41	BERTIN Thierry		Caparo Formule Renault	CFM	DE	7	<b>05:51.454</b>	02:56.163	02:55.724	02:55.730	
31	62	BORGOGNON Fabien		Speedcar GTR	CFM	CM		<b>05:52.017</b>	02:56.810	02:57.278	02:56.480	02:55.537
32	43	BARDIN Yohan		Tatuus Formule Renault 2014	JA CFM	DE	7	<b>05:52.522</b>	02:56.847	02:57.947	02:55.675	02:57.652
33	53	CAMMARES Marie		Norma M20 F	FA CFM	CN	2	<b>05:52.630</b>	03:02.080	02:58.204	02:58.664	02:54.426

Pos	N°	Pilote	Nat	Voiture	Clt annexes	Groupe	Classe	Total	Montée 1	Montée 2	Montée 3	Montée 4
34	29	MAYEUR David		Tatuus Master		DE	8	<b>05:54.091</b>	03:01.917	02:55.941	02:58.150	
35	44	SCHILT Jérémy		Tatuus Formule Renault 2004	CFM	DE	7	<b>05:54.669</b>	03:00.073	02:58.086	02:56.583	
36	99	BRAUNSTEIN David		Funyo SP05		CN	3	<b>05:56.130</b>	03:00.812	02:59.805	02:58.726	02:57.404
37	48	TACHOT Cyrille		Tatuus Formule Renault 2.0		DE	7	<b>05:56.724</b>	02:58.056	02:58.668	02:59.323	03:08.117
38	69	TISSOT Jean-Marc		Tracking RC02		CM		<b>05:58.365</b>	02:59.268	02:59.680	02:59.717	02:59.097
39	46	TAPONARD Simon		Tatuus Formule Renault 2013	CFM	DE	7	<b>05:58.872</b>	03:00.462	03:01.459	02:58.410	03:00.715
40	51	NOUHEN Kévin		Tatuus Formule Renault 2013	JA	DE	7	<b>05:59.692</b>	03:02.385	02:58.333	03:01.979	03:01.359
41	52	DA COSTA Kévin		Renault Tatuus 2.0		DE	7	<b>06:01.702</b>	03:02.824	03:01.597	03:00.105	
42	40	CHAUMONT Didier		Tatuus Formule Renault 2013	CFM	DE	7	<b>06:02.894</b>	03:02.310	03:02.391	03:02.672	03:00.584
43	28	TROMP Roland		Tatuus Formula Master		DE	8	<b>06:03.153</b>	03:04.044	03:01.754	03:01.904	03:01.399
44	58	MARTIN Christian		Ligier JS 53 Honda		CNF	2	<b>06:04.108</b>	03:05.188	03:03.762	03:03.520	03:00.588
45	42	SAINTMARD Antonin		Tatuus Formule Renault 2008	JA CFM	DE	7	<b>06:05.500</b>	03:02.847	03:03.030	03:02.844	03:02.656
46	66	ARVET Patrice		Norma M20 F		CN	2	<b>06:12.291</b>	03:08.019	03:06.359	03:05.932	03:09.733
47	49	SCHWALLER Frédéric		Tatuus Formule Renault 2.0		DE	7	<b>06:16.973</b>	03:07.484		03:09.489	03:14.329
48	72	JEAN Clément		Tracking RC01 B	JA	CM		<b>06:17.932</b>	03:08.051	03:21.661	03:09.881	03:18.965
49	67	JOHANN Olivier		Proto GTS		CN	1	<b>06:25.969</b>	03:15.914	03:13.904	03:13.478	03:12.491
50	33	LOMBARDO Antoine		Reynard AL Racing		DE	6	<b>06:31.949</b>		03:24.277	03:07.672	

### Voitures de Production (75 concurrents)

1	101	POINSIGNON Yannick		BMW M3 E92	CFM	GTTS	4	<b>05:41.930</b>	02:52.904	02:50.419	02:51.511	02:51.849
2	104	DUBOIS Anthony		Alpine A110 Evo	CFM	GTTS	3	<b>05:45.152</b>	02:52.809	02:53.644	02:52.608	02:52.544
3	103	SCHMITTER Philippe		Renault R.S.01	CFM	GTTS	4	<b>05:45.568</b>	02:53.883	02:52.730	02:52.838	02:53.780
4	116	NEFF Frédéric		Porsche 997 GT2 R	CFM	GTTS	4	<b>05:59.098</b>	03:00.361	03:00.946	03:01.510	02:58.737
5	114	LAGACHE Vincent		Ferrari F430 GTO	CFM	GTTS	4	<b>06:00.873</b>	03:00.850	03:01.791	03:00.734	03:00.139
6	105	POINSIGNON Christophe		Simca CG Turbo	CFM	FC	4	<b>06:07.156</b>	03:06.705	03:04.417	03:03.779	03:03.377
7	140	GARNIER Alexandre		Porsche 997 GT3 RS	CFM	GT	2	<b>06:08.478</b>	03:05.041	03:05.193	03:11.659	03:03.437
8	142	DURIEUX Yann		Alpine A110 Cup	CFM	GT	2	<b>06:09.205</b>	03:08.730	03:07.043	03:04.769	03:04.436
9	106	DOSIERES Francis		Cupra Leon Supercopa MK3	CFM	A	5	<b>06:10.094</b>	03:06.698	03:04.692	03:05.715	03:05.402
10	119	CORDIER Loïc		Porsche 992 GT3 Cup		GTTS	4	<b>06:10.996</b>	03:06.573	03:04.423		
11	107	LEMAIRE Sébastien		Seat Leon Supercopa MK3	CFM	A	5	<b>06:11.242</b>	03:04.836	03:09.033	03:07.321	03:06.406
12	154	POPE Jean-Pierre		Seat Leon Supercopa MK3	CFM	A	5	<b>06:13.680</b>	03:06.671	03:08.028	03:07.405	03:07.009
13	150	LA MONICA Jennifer		Cupra Leon Supercopa MK3	FB CFM	A	5	<b>06:13.853</b>	03:17.215	03:08.112	03:07.528	03:06.325
14	164	SIMON Richard		Peugeot 308 Racing Cup	CFM	A	4	<b>06:14.397</b>	03:06.776	03:07.851	03:07.978	03:07.621
15	148	MICLO Nicolas		Peugeot 308 Racing Cup		A	4	<b>06:14.638</b>	03:07.459	03:07.978	03:10.579	03:07.179
16	149	JABRIN Edouard		Peugeot 308 Racing Cup		A	4	<b>06:15.665</b>	03:09.151	03:35.012	03:07.964	03:07.701
17	152	TIERCE Thierry		Cupra Leon Supercopa MK3	CFM	A	5	<b>06:19.042</b>	03:09.815	03:09.227	03:15.603	03:10.921
18	133	MARTIN Yannick		BMW M3 E36		FA	5	<b>06:19.997</b>	03:11.662	03:09.399	03:14.737	03:10.598
19	162	PAGET Jacques		Peugeot 308 Racing Cup	CFM	A	4	<b>06:23.352</b>	03:11.792	03:11.604	03:13.315	03:11.748
20	163	JUIF Joël		Peugeot 308 Racing Cup	CFM	A	4	<b>06:24.426</b>	03:13.980	03:13.155	03:18.061	03:11.271
21	193	LOTON Ferdinand		Honda Civic EP3 Type R	CFM	F2	3	<b>06:24.834</b>	03:12.746	03:12.088		
22	146	O'MAHONY Francis		Porsche 996	CFM	GT	2	<b>06:28.150</b>	03:17.968	03:17.020	03:12.936	03:15.214
23	111	CAT MACKOWIAK Morane		BMW M3 E36	FB CFM	FN	4	<b>06:30.143</b>	03:16.610	03:15.176	03:14.967	03:21.015

Pos	N°	Pilote	Nat	Voiture	Clt annexes	Groupe	Classe	Total	Montée 1	Montée 2	Montée 3	Montée 4
24	129	BECHLER Alexandre		Alpine A110 Cup	JB	GT	2	<b>06:32.115</b>	03:18.898	03:16.568	03:15.547	03:17.734
25	134	LEFEVRE Thomas		Seat Leon Supercopa MK2		A	5	<b>06:33.077</b>	03:16.911	03:20.446	03:19.368	03:16.166
26	210	WUTTMANN Thibaut		Peugeot 106 S16		F2	2	<b>06:34.075</b>	03:27.381	03:16.856	03:17.219	03:18.144
27	190	DURASSIER Samuel		Honda Civic Type R EP3	CFM	F2	3	<b>06:36.051</b>	03:18.330	03:18.331	03:17.721	
28	215	CARLESSO Joseph		Peugeot 106		F2	2	<b>06:36.138</b>	03:18.876	03:31.653	03:17.426	03:18.712
29	165	MEYER Thiebaut		Honda Civic Type R		FA	3	<b>06:37.155</b>	03:20.618	03:20.207	03:18.733	03:18.422
30	177	BILLOT Romain		Renault Clio 2 Cup		A	3	<b>06:38.547</b>	03:20.884	03:18.494	03:21.050	03:20.053
31	208	ANCEL Guillaume		Renault Clio		F2	3	<b>06:40.254</b>	03:21.525	03:21.752	03:22.292	03:18.729
32	192	PAYNEAU Gilbert		Peugeot 205 GTI	CFM	F2	3	<b>06:41.390</b>	03:20.651	03:20.739		
33	171	THOMASSET Baptiste		Renault Clio 2 Cup	JB CFM	A	3	<b>06:41.701</b>	03:21.845	03:20.562	03:21.497	03:21.139
34	161	REUTTER Paul		Renault Clio 3 Cup		A	3	<b>06:42.754</b>	03:23.799	03:22.154	03:23.144	03:20.600
35	160	CAT Pascal		Peugeot 308 Racing Cup	CFM	A	4	<b>06:42.861</b>	03:21.495	03:24.153	03:21.366	03:22.096
36	214	GASSER Christophe		Peugeot 106 Rallye		F2	2	<b>06:45.219</b>	03:23.947	03:23.262	03:24.843	03:21.957
37	135	GEHIN Karine		Subaru Impreza 555	FB	FA	5	<b>06:46.112</b>	03:22.969	03:25.013	03:25.990	03:23.143
38	188	LANTHERMANN Romain		Citroën Saxo		FA	2	<b>06:47.077</b>	03:24.495	03:22.582	03:25.972	
39	156	AMBIEHL Dimitri		Renault Clio 4 Cup		A	4	<b>06:47.425</b>	03:24.796	03:33.201	03:28.966	03:22.629
40	126	LUNGU Gabriel		Porsche Cayman S		GT	2	<b>06:49.030</b>	03:23.205	03:30.364	03:26.810	03:25.825
41	195	FADE Pierre		BMW M3 E36		FN	4	<b>06:51.623</b>	03:27.673	03:27.766	03:24.165	03:27.458
42	196	LOEBER Antoine		Renault Clio Ragnotti		FN	3	<b>06:53.669</b>	03:30.723	03:26.489	03:27.180	03:27.230
43	124	RICHARD Joël		BMW 135i		GT	2	<b>06:54.465</b>	03:26.596	03:28.058	03:27.869	03:28.383
44	175	BONNE Mickaël		Renault Clio 3 Cup		A	3	<b>06:54.710</b>	03:28.939	03:26.825	03:29.664	03:27.885
45	123	ERMANN Luc		Peugeot RCZ Cup		GTTS	2	<b>06:54.853</b>	03:29.270	03:27.451	03:27.402	03:34.563
46	145	GUERLOT Cédric		Nissan 370Z	CFM	GTTS	3	<b>06:55.687</b>	03:27.364	03:30.529	03:29.190	03:28.323
47	174	DEBE Célia		Renault Clio 3 Cup	JB FB	A	3	<b>06:55.758</b>	03:27.917	03:27.841	03:28.063	03:28.816
48	127	LOUISON Aurore		Mitjet 1300	FB CFM	GTTS	1	<b>06:55.933</b>	03:27.476	03:29.215	03:28.457	
49	207	MORIM Morgan		Renault Clio		F2	3	<b>06:56.055</b>	03:32.717	03:27.497	03:28.558	03:29.606
50	185	WENDLING Yannick		Peugeot 208		A	2	<b>06:57.862</b>	03:31.907	03:30.346	03:29.035	03:28.827
51	189	KRASNOBAEV Maxime		Renault Clio Rally5		A	2	<b>06:57.910</b>	03:29.976	03:29.079	03:43.991	03:28.831
52	172	BRISARD Jean-Marie		Peugeot 306 Maxi	CFM	FA	3	<b>06:58.125</b>	03:29.814	03:30.942	03:32.235	03:28.311
53	176	BONNE Maryne		Renault Clio 2 Cup	FB	A	3	<b>06:58.441</b>	03:36.224	03:29.438	03:29.003	03:31.118
54	139	PIERRAT Brice		Renault Clio RS		GTTS	2	<b>07:01.751</b>	03:32.378	03:31.478	03:30.273	03:32.938
55	169	KLEIN Ludovic		Renault Clio 3 Cup		A	3	<b>07:02.021</b>	03:33.320	03:32.704	03:33.436	03:29.317
56	187	OHL Alexandre		Citroën Saxo VTS		FA	2	<b>07:09.730</b>	03:35.466	03:35.364	03:35.072	03:34.658
57	157	WEBER Alexandre		Renault Clio Cup		FA	3	<b>07:10.168</b>	03:35.014	03:35.264	03:37.655	03:35.154
58	186	WALDER Arthur		Peugeot 106 S16	JB	FA	2	<b>07:13.507</b>	03:36.061	03:38.184	03:38.948	03:37.446
59	121	MORETON James		Caterham CSR 260		GTTS	2	<b>07:17.586</b>	03:39.122	03:40.993	03:38.472	03:39.114
60	130	SCHWOB Julien		Lotus Exige		GT	1	<b>07:18.424</b>	03:39.675	03:41.598	03:39.200	03:39.224
61	183	ZANZI Frédéric		Opel Adam R2		FA	2	<b>07:19.943</b>	03:48.649	03:40.972	03:40.980	03:38.971
62	212	PAROLINI Loïc		Citroën C2	JB	F2	2	<b>07:23.058</b>	03:49.959	03:41.698	03:46.806	03:41.360
63	201	MAURICE Léo		Peugeot 106 Rallye	JB	FN	1	<b>07:26.359</b>	03:46.768	03:48.240	03:43.022	03:43.337
64	136	FISCHER Catherine		Seat Leon Supercopa MK2	FB	A	5	<b>07:26.437</b>	03:45.876	03:47.765	03:43.500	03:42.937
65	199	ANDRES Christophe		Citroën Saxo		FN	2	<b>07:31.412</b>	03:45.635	03:47.238	03:45.777	03:45.967

Pos	N°	Pilote	Nat	Voiture	Clt annexes	Groupe	Classe	Total	Montée 1	Montée 2	Montée 3	Montée 4
66	202	GUTHLEBEN Thibault		Peugeot 106 Rallye		FN	1	<b>07:38.017</b>	03:50.486	03:49.507	03:49.568	03:48.510
67	213	MERKEL Philippe		Citroën C2 GT		F2	2	<b>07:38.755</b>	04:01.740	04:06.871	03:50.035	03:48.720
68	204	BUSCH Emmanuel		Peugeot 106 Rallye		FN	1	<b>07:38.999</b>	03:50.576	03:50.241	03:48.758	03:50.468
69	203	FEND Denis		Peugeot 106 Rallye		FN	1	<b>07:39.157</b>	03:51.809	03:49.326	03:49.831	03:52.791
70	179	BECHLER David		Renault Clio3 Cup		A	3	<b>07:42.555</b>	03:49.317	03:59.681	03:53.238	
71	217	MOECKES Rodolphe		Citroën AX Sport		F2	1	<b>07:45.080</b>	03:56.009	03:58.457	03:50.671	03:54.409
72	198	MEYER Christian		Citroën Saxo VTS		FN	2	<b>07:46.848</b>	03:53.630	03:56.226	03:53.230	03:53.618
73	158	WILHELM Léo		Peugeot 206 S16		FA	3	<b>07:48.303</b>	03:56.244	03:54.121	03:54.493	03:54.182
74	197	ROSSE Jean-François		Peugeot 106 S16		FN	2S	<b>07:49.449</b>	03:56.019	03:55.242	03:54.818	03:54.631
75	168	JOLY Pierre		Peugeot 208 Racing Cup		A	2	<b>08:01.807</b>	04:02.759	04:02.921	04:01.231	04:00.576