



CLASSEMENT DE LA COURSE 121

Course ▼

Grp/Cla Tous groupes ▼

Catégorie Aucune sélection ▼







Pos	N°	Pilote	Nat	Voiture	Clt annexes	Groupe	Classe	Total	Montée 1	Montée 2	Montée 3	Montée 4
Voitures de Sport (54 concurrents)												
1	2	BOURGEON Fabien		Revolt 3P0	CFM	E2SC	3A	02:41.900	01:21.596	01:22.019	01:20.923	01:20.977
2	3	PERNOT Marc		Nova Proto NP01	CFM	E2SC	3A	02:43.245	01:23.456	01:21.877	01:21.908	01:21.368
3	14	FRANTZ Cyrille		Nova Proto NP01	CFM	E2SC	3A	02:50.274	01:28.089	01:25.553	01:25.757	01:24.721
4	8	LANSARD Cédric		Nova Proto NP01	CFM	E2SC	3B	02:55.696	01:31.992	01:28.581	01:28.264	01:27.432
5	16	COTLEUR Maxime		Nova Proto NP01	CFM	E2SC	3A	02:57.025	01:30.922	01:29.342	01:29.156	01:27.869
6	18	FRANTZ Fabien		Osella PA2000		E2SC	2A	02:57.616	01:30.871	01:29.575	01:28.352	01:29.264
7	6	PEREIRA Dimitri		Norma M20 FC	CFM	CN	2	03:00.887	01:31.198	01:31.524	01:30.507	01:30.380
8	26	CHOLLEY Ludovic		Dallara F308		DE	5S	03:01.975	01:31.449	01:31.373	01:30.602	01:33.777
9	36	ROCHE David		Dallara F307		DE	5S	03:05.144	01:34.666	02:28.940	01:32.744	01:32.400
10	54	DIEBOLD Tom		Norma M20 F	CFM	CN	2	03:05.608	01:34.907	01:34.143	01:32.996	01:32.612
11	35	VERDIER Nicolas		Dallara F306		DE	5S	03:05.669	01:33.831	01:32.848	01:33.343	01:32.821
12	32	DIEBOLD David		Dallara F302	CFM	DE	5S	03:05.749	01:35.092	01:33.168	01:32.581	01:33.632
13	20	VIDAL Miguel		Lola B06/51	CFM	DE	6	03:05.933	01:45.570	01:53.807	01:33.754	01:32.179
14	37	BAUDIN Stéphane		Martini MK69		DE	4	03:07.377	01:33.846	01:33.531		
15	30	CHOLLEY Patrick		Dallara F311	CFM	DE	5S	03:09.986	01:35.502	01:35.561	01:34.484	01:37.605
16	9	CLAUSI Thomas		Tatuus Formula Master	CFM	DE	8	03:10.124	01:36.208	01:35.692	01:34.432	
17	41	BERTIN Thierry		Caparo Formule Renault	CFM	DE	7	03:10.781	01:37.900	01:37.881	01:35.373	01:35.408
18	45	GARAMPON-BRUNET Marvin		Tatuus Formule Renault	JA CFM	DE	7	03:11.097	01:41.647	01:37.340	01:35.597	01:35.500
19	61	JACOB Lionel		Jad LW01	CFM	CM		03:12.050	01:37.093	01:35.996	01:36.200	01:36.054
20	24	NEVEU Anthony		Tatuus Formula Master		DE	8	03:12.244	01:37.140	01:38.175	01:36.028	01:36.216
21	27	GELLY Romain		Dallara F303		DE	5S	03:12.310	01:37.100	01:37.322	01:36.561	01:35.749
22	77	HAUF Anthony		Speedcar GTR		CM		03:13.683	01:38.889	01:37.440	01:36.537	01:37.146
23	74	MARCILLAC Arnaud		Tracking RC01		CM		03:13.822	01:38.514	01:37.465	01:37.305	01:36.517
24	64	MACHADO Mylenia		Speedcar GTR	JA FA CFM	CM		03:14.672	01:38.587	01:37.343	01:37.329	01:38.201
25	62	BORGOGNON Fabien		Speedcar GTR	CFM	CM		03:14.914	01:38.901	01:37.597	01:37.721	01:37.317
26	46	TAPONARD Simon		Tatuus Formule Renault	CFM	DE	7	03:14.939	01:40.809	01:39.284	01:37.777	01:37.162
27	69	ASSENAULT Frédéric		Tracking RC01B		CM		03:15.276	01:39.077	01:38.977	01:37.843	01:37.433
28	40	CHAUMONT Didier		Tatuus Formule Renault	CFM	DE	7	03:16.650	01:39.358	01:39.551	01:38.362	01:38.288
29	60	ADOIR Julien		Tracking RC01B	CFM	CM		03:17.483	01:40.628	01:39.921	01:38.426	01:39.057
30	53	CAMMARES Marie		Norma M20 F	FA CFM	CN	2	03:17.996	01:40.934	01:40.945	01:39.176	01:38.820
31	48	POMARET Sébastien		Tatuus Formule Renault		DE	7	03:18.420	01:40.873	01:39.652	01:39.406	01:39.014
32	50	VERMEILLE Xavier		Norma M20 F	CFM	CN	3	03:19.213	01:41.967	01:42.276	01:38.512	01:40.701
33	23	TOSETTO Frédéric		Wolf Thunder GB08		E2SC	1A	03:20.605	01:43.421	01:41.835	01:40.594	01:40.011

Pos	N°	Pilote	Nat	Voiture	Clt annexes	Groupe	Classe	Total	Montée 1	Montée 2	Montée 3	Montée 4
34	73	RECORDIER Jean-Marie		BRC B59		CM		03:21.488	01:42.813	01:44.560	01:40.850	01:40.638
35	43	BARDIN Yohan		Tatuus Formule Renault	JA	CFM	DE 7	03:22.341	01:43.310	01:41.277	01:41.409	01:41.064
36	76	BREYSSE Frédéric		Silvercar S3		CM		03:22.877	01:42.511	01:40.366		
37	42	SAINTMARD Antonin		Tatuus Formule Renault	JA	CFM	DE 7	03:23.051	01:44.348	01:43.225	01:41.167	01:41.884
38	71	MONZIOLS Cédric		BRC B49		CM		03:23.229	01:41.360	01:41.950	01:41.869	
39	55	ARMAND Jonathan		Tatuus Monza Evo		DE	1	03:24.216	01:43.635	01:43.351	01:41.237	01:42.979
40	21	VAUTRIN Eric		Wolf Thunder GB08		E2SC	1A	03:25.360	01:46.950	01:43.194	01:42.320	01:43.040
41	39	LE VAN David		Reynard 913		DE	2	03:27.079	01:51.686	01:43.831	01:43.248	01:44.783
42	65	DURAND Arnaud		BRC 02		CM		03:27.472	01:45.672	01:43.674	02:31.188	01:43.798
43	75	GONTIER Michel		BRC B49		CM		03:27.604	01:44.264	01:44.647	01:43.340	01:53.011
44	56	ROUX-SABLIER Frédéric		Arcobaleno RS01		DE	1	03:28.017	02:32.288	01:45.205	01:43.858	01:44.159
45	59	CHEIREZY Alain		Radical SR3 RSX		CN	1	03:28.223	01:46.372	01:46.340	01:44.593	01:43.630
46	51	BUAT Jérôme		Norma M20 F		CN	2	03:28.469	01:47.214	01:45.014	01:44.449	01:44.020
47	47	DAUGA Kévin		Tatuus Formule Renault		CFM	DE 7	03:28.497	01:52.171	01:45.505	01:43.809	01:44.688
48	38	MARTIN Christian		Martini MK81		DE	4	03:29.771	01:50.424	01:51.741	01:45.255	01:44.516
49	68	LINGUET Cyril		BRC 05 Evo		CM		03:30.556	01:49.855	01:48.001	01:44.819	01:45.737
50	52	ETHEVE Vincent		Merlin MP23	JA		CN 2	03:33.662		01:51.836	01:47.817	01:45.845
51	58	DELORME Bernard		Radical Prosport		CN	1	03:37.164	01:49.911	01:50.004	01:48.400	01:48.764
52	22	GONNOT David		Nova Proto NP03		E2SC	1A	03:43.288	01:54.714	01:53.690	01:50.798	01:52.490
53	72	CHATANAY Eva		Speedcar GTR	FA		CM	03:48.898	02:03.126	02:03.026	01:55.575	01:53.323
54	57	BUFFIN Eric		Norma M20		CN	1	03:50.882	01:55.403	02:01.641	01:55.479	01:57.238

Voitures de Production (67 concurrents)

1	101	POINSIGNON Yannick		BMW M3 E92	CFM		GTTS 4	03:15.036	01:38.834	01:39.273	01:37.772	01:37.264
2	109	AVELLANEDA Jérémy		Porsche 991 GT3 Cup			GTTS 4	03:17.083	01:40.305	01:39.729	01:37.976	01:39.107
3	104	DUBOIS Anthony		Alpine A110 Evo	CFM		GTTS 3	03:17.541	01:41.248	01:39.701	01:39.135	01:38.406
4	103	SCHMITTER Philippe		Renault R.S.01	CFM		GTTS 4	03:20.013	01:43.199	01:40.796	01:40.499	01:39.514
5	116	GRANIER Nicolas		Audi RS3 LMS			GTTS 3	03:21.121	01:41.886	01:42.563	01:40.673	01:40.448
6	110	GANDOLFO Jean-Marc		Porsche 991 GT3 Cup	CFM		GTTS 4	03:21.926	01:43.550	01:42.097	01:41.247	01:40.679
7	115	GANEVAT Jean-Francois		Porsche 991 GT3 Cup	CFM		GTTS 4	03:22.740	01:42.657	01:42.316	01:41.631	01:41.109
8	133	DEBELS Jérémy		Seat Leon Supercopa MK3			A 5	03:23.139	01:42.637	01:42.470	01:41.621	01:41.518
9	107	LEMAIRE Sébastien		Seat Leon Supercopa MK3	CFM		A 5	03:24.039	01:43.030	01:42.919	01:42.623	01:41.416
10	108	PERRAUD Alain		Seat Leon Supercopa MK3	CFM		A 5	03:26.054	01:45.882	01:46.325	01:43.371	01:42.683
11	106	DOSIERES Francis		Cupra Leon Supercopa MK3	CFM		A 5	03:26.640	01:46.547	01:44.682	01:43.491	01:43.149
12	134	TOUBERT Frédéric		Seat Leon Supercopa MK2			A 5	03:27.147	01:46.581	01:44.545	01:43.561	01:43.586
13	123	CAZALENS Joël		Scora Type 2			FC 4	03:27.782	01:43.664	01:45.729	01:45.633	01:44.118
14	129	PEREZ Michaël		Renault 8 Gordini			FC 2	03:28.058	01:44.037	01:44.506	01:44.021	01:44.484
15	161	SIMON Richard		Peugeot 308 Racing Cup	CFM		A 4	03:29.639	01:46.243	01:47.043	01:44.248	01:45.391
16	111	CAT MACKOWIAK Morane		BMW M3 E36	FB	CFM	N 4	03:33.305	01:46.933	01:47.559	01:46.372	01:48.425
17	162	PAGET Jacques		Peugeot 308 Racing Cup	CFM		A 4	03:33.820	01:48.746	01:47.740	01:46.445	01:47.375
18	142	DURIEUX Yann		Alpine A110 Cup	CFM		GT 2	03:34.072	01:52.617	01:49.566	01:46.467	01:47.605
19	141	MICHON Eric		Ferrari F430	CFM		GT 2	03:34.907	01:48.511	01:47.739	01:47.195	01:47.712
20	190	DURASSIER Samuel		Honda Civic Type R	CFM		F2 3	03:35.397				

Pos	N°	Pilote	Nat	Voiture	Clt annexes	Groupe	Classe	Total	Montée 1	Montée 2	Montée 3	Montée 4
									01:49.037	01:51.082	04:10.700	01:46.360
21	144	MARION Philippe		Porsche 997 GT2	CFM	GT	2	03:37.156	01:52.489	01:48.552	01:48.604	01:49.167
22	180	JAROUSSE Kévin		Renault Mégane III RS	CFM	N	4	03:38.858	01:49.647	01:49.211	02:01.312	
23	170	FAYET François		Renault Clio II Cup	CFM	A	3	03:39.642	01:50.589	01:49.887	01:49.755	01:50.118
24	171	THOMASSET Baptiste		Renault Clio II Cup	JB CFM	A	3	03:39.931	01:51.015	01:50.291	01:49.650	01:50.281
25	173	GUILLEMARD Alexandre		Renault Clio II Cup	CFM	A	3	03:41.411	01:52.407	01:51.870	01:51.303	01:50.108
26	145	GUERLOT Cédric		Nissan 370Z	CFM	GT	2	03:42.688	01:53.918	01:55.052	01:51.760	01:50.928
27	192	PAYNEAU Gilbert		Peugeot 205 GTI	CFM	F2	3	03:43.361	01:52.139	01:54.593	01:53.874	01:51.222
28	163	JUJIF Joël		Peugeot 308 Racing Cup	CFM	A	4	03:43.561	01:55.973	01:57.681	01:51.875	01:51.686
29	130	DARDALHON Fabien		Simca Rallye III		FC	2	03:44.322	01:53.434	01:53.695	01:51.150	01:53.172
30	132	BAGNOL Hervé		Simca Rallye III		FC	1	03:46.569	01:54.628	01:53.812	01:52.929	01:53.640
31	121	FILIPPI Toussaint		Jidé J40		FC	4	03:46.642	02:05.492	01:54.015	01:53.314	01:53.328
32	139	SECHEPINE Florent		Renault Clio II RS		A	3	03:46.745	01:55.463	01:56.404	01:53.197	01:53.548
33	135	MIRAMONT Jean-Luc		Peugeot 308 Racing Cup		A	4	03:47.366	01:59.058	01:56.752	01:52.951	01:54.415
34	156	PIEYRE Alex		BMW M3 E36		N	4	03:47.900	01:56.124	01:55.660	01:53.503	01:54.397
35	155	DUMAS René		BMW M3 E36		N	4	03:48.407	01:54.539	01:57.620	01:54.736	01:53.868
36	157	RIVES Jean-Francois		BMW M3 E36		N	4	03:48.899	01:54.852	01:57.906	01:54.047	01:54.940
37	131	RIVOIRE Florian		Simca Rallye II		FC	1	03:49.145	01:59.515	01:56.238	01:54.478	01:54.667
38	158	VEZOLLES Claude		BMW M3 E36		N	4	03:49.150	01:54.910	01:57.560	01:54.986	01:54.240
39	137	TABUSSE Sylvain		Citroën DS3 R3T		A	3	03:49.156	01:56.161	01:55.203	01:54.094	01:55.062
40	185	ROUVEIROLLES Stéphan		Citroën Saxo VTS		F2	2	03:49.843	01:54.089	01:55.920	01:55.754	01:56.357
41	148	LANEZ Mathieu		Citroën Saxo VTS		A	2	03:49.847	01:55.317	01:56.973	01:54.530	01:55.411
42	120	GODARD Jimmy		Mitjet 1300		GTTS	1	03:50.020	01:58.063	01:59.051	01:55.232	01:54.788
43	166	COURBETTE Sébastien		Renault Clio II Ragnotti		N	3	03:50.477	01:55.278	01:57.158	01:55.485	01:55.199
44	177	MARTEL Jean-Claude		Renault Mégane II Coupé		F2	3	03:51.578	01:56.755	01:54.823		
45	143	LANSARD Dominique		Alpine A110 Cup	CFM	GT	2	03:51.681	01:58.829	01:57.685	01:57.417	01:54.264
46	160	CAT Pascal		Peugeot 308 Cup	CFM	A	4	03:51.961	01:57.580	01:57.420	01:55.812	01:56.149
47	127	LOUISON Aurore		Mitjet 1300	FB CFM	GTTS	1	03:52.090	01:57.147	01:57.768	01:56.199	01:55.891
48	179	DAVANIÉ Cédric		Peugeot 208		F2	3	03:52.403	01:56.483	01:57.301	01:55.920	02:02.736
49	151	FADE Dominique		Cupra Leon Supercopa MK3	CFM	A	5	03:52.795	01:59.225	01:56.634	01:56.691	01:56.161
50	117	MONCEAUX Yann-Mickael		Peugeot RCZ Cup		GTTS	2	03:53.225	01:57.264	02:01.994	01:55.961	01:57.790
51	176	SILVEIRA Frédéric		Renault Clio II RS		F2	3	03:53.946	01:58.114	01:58.574	01:57.373	01:56.573
52	154	LINGUET Clément		Peugeot 106 Rallye	JB	A	1	03:55.052	01:58.808	01:58.085	01:57.297	01:57.755
53	184	THIERRY Alain		Peugeot 205		F2	2	03:55.321	01:59.020	02:00.464	01:58.137	01:57.184
54	164	GARNIER Christophe		Renault Clio II RS		N	3	03:56.720	01:59.607	01:59.881	01:57.987	01:58.733
55	119	OTTAVI Marie		Peugeot RCZ Cup	FB	GTTS	2	03:56.814	02:09.140	02:03.074	01:59.783	01:57.031
56	125	BROCHET Patrick		Simca Rallye III		FC	2	03:58.163	01:59.442	01:58.721	01:59.976	01:59.537
57	149	TEYSSIER Frédéric		Peugeot 206 XS		A	2	03:58.334	02:00.700	01:59.949	01:59.173	01:59.161
58	118	ERMANN Luc		Peugeot RCZ Cup		GTTS	2	03:58.538	02:03.986	02:06.328	01:59.857	01:58.681
59	165	REY Dorian		Renault Clio II RS		N	3	03:58.980	02:00.073	02:00.891	01:58.907	02:00.990
60	168	PEREZ Bruno		Citroën Saxo VTS		N	2	03:59.197	02:00.737	02:00.141	01:59.419	01:59.778
61	147	MILLIET Bruno		Peugeot 208 R2		A	2	04:00.168	02:00.852	02:03.556	01:59.945	02:00.223

Pos	N°	Pilote	Nat	Voiture	Clt annexes	Groupe	Classe	Total	Montée 1	Montée 2	Montée 3	Montée 4
62	181	PERRIN Franck		BMW M3 E36	CFM	N	4	04:00.410	02:01.353	01:59.880	02:00.530	02:00.742
63	169	PRUDENT Dominique		Honda Civic		N	2	04:05.451	02:07.509	02:03.214	02:02.237	02:04.422
64	159	GRAND Damien		Volkswagen Golf II GTI		N	3	04:07.799	02:04.977	02:05.645	02:03.480	02:04.319
65	167	POLGE Mickaël		Renault Clio II RS		N	3	04:09.573	02:06.334	02:06.878	02:04.051	02:05.522
66	175	RICARD Kévin		Peugeot 106 XSI		N	1	04:11.817	02:07.885	02:07.140	02:06.332	02:05.485
67	174	DELORME Thomas		Renault Twingo RS	JB	N	2	04:16.105	02:10.392	02:17.789	02:07.937	02:08.168