



CLASSEMENT DE LA COURSE 126










































Course Grp/Cla Catégorie

Pos	N°	Pilote	Nat	Voiture	Clt annexes	Groupe	Classe	Total	Montée 1	Montée 2	Montée 3
Voitures de Sport (46 concurrents)											
1	3	PERNOT Marc		Nova Proto NP01	CFM	E2SC	3A	04:31.778	02:16.617	02:15.161	02:17.256
2	2	BOURGEON Fabien		Revolt 3P0	CFM	E2SC	3A	04:37.665		02:18.277	02:19.388
3	14	FRANTZ Cyrille		Nova Proto NP01	CFM	E2SC	3A	04:42.881	02:22.206	02:20.675	
4	16	COTLEUR Maxime		Norma M20 FC	CFM	E2SC	3A	04:43.592	02:25.004	02:21.606	02:21.986
5	17	PETIT Sébastien		Osella PA30	CUP	E2SC	3B	04:53.426	02:29.162	02:25.369	02:28.057
6	8	LANSARD Cédric		Nova Proto NP01	CFM	E2SC	3A	04:53.944	03:11.939	02:27.863	02:26.081
7	24	FRANTZ Fabien		Osella PA2000		E2SC	2A	04:54.894	02:29.792	02:26.462	02:28.432
8	20	VIDAL Miguel		Lola B06/51 Mugen	CFM	DE	6	05:01.402	02:32.521	02:31.373	02:30.029
9	37	CHOLLEY Ludovic		Dallara F308 Mercedes		DE	5S	05:02.095	02:32.814	02:31.371	02:30.724
10	18	GUTH Samuel		Nova Proto NP01-2	CUP	E2SC	3A	05:02.699	02:32.878	02:31.777	02:30.922
11	35	JACQUOT Jérôme		Tatuus Formula Master		DE	8	05:03.167	02:36.263	02:32.022	02:31.145
12	36	VERDIER Nicolas		Dallara F306		DE	5S	05:03.609	02:33.582	02:31.527	02:32.082
13	54	DIEBOLD Tom		Norma M20 F	CFM	CN	2	05:04.236	02:32.785	02:32.198	02:32.038
14	32	DIEBOLD David		Dallara F302	CFM	DE	5S	05:10.558	02:38.281	02:34.992	02:35.566
15	23	CAMPI Pascal		Osella PA21 Evo	CUP	CN	2	05:16.363	02:42.272	02:38.388	02:37.975
16	30	CHOLLEY Patrick		Dallara F311	CFM	DE	5S	05:18.103	02:40.439	02:37.664	04:16.599
17	45	GARAMPON--BRUNET Marvin		Tatuus Formule Renault 2000	JA CFM	DE	7	05:18.904	02:43.805	02:39.762	02:39.142
18	31	LEBOT Clément		Dallara F308	CFM	DE	5S	05:19.576	02:44.332	02:40.515	02:39.061
19	39	GELLY Romain		Dallara F303		DE	5S	05:20.039	02:39.984	02:40.055	02:40.727
20	61	JACOB Lionel		Jad LW01	CFM	CM		05:23.052	02:42.917	02:41.342	02:41.710
21	34	TAVIAUX Benoît		Dallara F305 Evo 307	CFM	DE	5S	05:23.559	02:48.926	02:42.077	02:41.482
22	19	BELLIERES Franck		Osella PA27	CUP	E2SC	3A	05:24.696	02:41.574	02:43.122	02:46.765
23	75	DARAND Anthony		Tracking RC01 B		CM		05:28.427	02:44.729	02:44.473	02:43.954
24	53	CAMMARES Marie		Norma M20 F	FA CFM	CN	2	05:28.806	02:48.898	02:45.013	02:43.793
25	50	VERMEILLE Xavier		Norma M20 F	CFM	CN	3	05:28.910	02:45.154	02:45.256	02:43.756
26	46	TAPONARD Simon		Tatuus Formule Renault 2013	CFM	DE	7	05:29.599	02:45.766	03:34.474	02:43.833
27	65	MARCILLAC Arnaud		Tracking RC01		CM		05:30.426	02:45.938	02:46.673	02:44.488
28	40	CHAUMONT Didier		Tatuus Formule Renault 2013	CFM	DE	7	05:32.139	02:47.363	02:45.663	02:46.476
29	57	ARMAND Jonathan		Tatuus Monza Evo		DE	1	05:34.044	02:53.645	02:46.347	02:47.697
30	55	REBOTIER David		Tatuus Formule Renault 2014		DE	7	05:34.228	02:57.505	02:47.302	02:46.926
31	29	TOSETTO Frédéric		Wolf Thunder GB08		E2SC	1A	05:34.373	02:50.188	02:45.675	02:48.698
32	72	LINGUET Clément		BRC 05 Evo	JA	CM		05:37.194	02:48.324	02:48.870	02:50.102
33	42	SAINTMARD Antonin		Tatuus Formule Renault 2008	JA CFM	DE	7	05:38.320	02:54.548	02:49.973	02:48.347

Pos	N°	Pilote	Nat	Voiture	Clé annexes	Groupe	Classe	Total	Montée 1	Montée 2	Montée 3
34	51	MARTIN Christian		Martini MK81		DE	4	05:39.215	02:52.422	02:50.534	02:48.681
35	71	RECORDIER Jean-Marie		BRC B59		CM		05:41.105	02:50.403	02:53.341	02:50.702
36	67	MONZIOLS Cédric		BRC B49		CM		05:41.428	02:51.558	02:52.745	02:49.870
37	77	BLANCHARD Bruno		BRC B49		CM		05:41.598	02:51.551	02:54.644	02:50.047
38	43	BARDIN Yohan		Tatuus Formule Renault 2014	JA	DE	7	05:47.608	03:01.752	02:53.888	02:53.720
39	73	GONTIER Michel		BRC B59		CM		05:48.629	02:54.458	02:54.171	02:54.773
40	68	TISSOT Jean-Marc		Tracking RC01 B		CM		05:49.197	02:51.735	03:12.640	02:57.462
41	74	DRANCOURT Adrian		BRC B49		CM		05:53.598	03:01.977	02:56.671	02:56.927
42	33	VAUTRIN Eric		Wolf Thunder GB08		E2SC	1A	05:54.404	03:00.569	02:57.031	02:57.373
43	56	REBOTIER Richard		Tatuus Formule Renault 2007		DE	7	06:11.608	03:14.499	03:05.305	03:06.303
44	59	BUFFIN Eric		Norma M20		CNF	1	06:20.721	03:10.423	03:14.073	03:10.298
45	58	COMETA Pierre		PRC (Pedrazza Racing Car)		CNF	2	06:28.338	03:15.271	03:13.067	03:15.791
46	76	CORRIGER Thomas		Tracking RC01 B Bourgeon Concept		CM		06:36.606	03:23.933	03:18.943	03:17.663

Voitures de Production (80 concurrents)

1	119	WERVER Nicolas		Porsche 997 GT3 R	CUP	GTTS	4	05:23.070	02:43.529	02:41.272	02:41.798
2	101	POINSIGNON Yannick		BMW M3 E92	CFM	GTTS	4	05:30.980	02:46.439	02:45.139	02:45.841
3	122	AVELLANEDA Jérémy		Porsche 991 GT3 Cup		GTTS	4	05:31.958		02:44.664	02:47.294
4	104	DUBOIS Anthony		Alpine A110 Evo	CFM	GTTS	3	05:37.820	02:49.150	02:48.670	02:50.879
5	106	DOSIERES Francis		Cupra Leon Supercopa MK3	CFM	A	5	05:42.886	02:52.013	02:50.873	02:53.177
6	148	DEBELS Jérémy		Seat Leon Supercopa MK3		A	5	05:43.212	02:51.286	02:51.926	02:54.226
7	107	LEMAIRE Sébastien		Seat Leon Supercopa MK3	CFM	A	5	05:44.810	02:53.090	02:51.720	02:54.054
8	110	GANDOLFO Jean-Marc		Porsche 991 GT3 Cup	CFM	GTTS	4	05:46.623	02:54.153	02:53.931	02:52.692
9	133	CAZALENS Joël		Scora Maxi Type 2		FC	4	05:49.309	02:55.036	02:56.171	02:54.273
10	140	GARNIER Alexandre		Porsche 997 GT3 RS	CFM	GT	2	05:50.129	02:56.152	02:53.977	03:01.257
11	153	BERNARD Sarah		Cupra Leon Supercopa MK3	FB CFM	A	5	05:50.824	02:58.000	02:55.348	02:55.476
12	108	PERRAUD Alain		Seat Leon Supercopa MK3	CFM	A	5	05:52.002	02:56.325	02:56.410	02:55.677
13	159	SIMON Richard		Peugeot 308 Racing Cup	CFM	A	4	05:53.251	02:57.866	02:55.385	02:59.865
14	138	PEREZ Michaël		Renault 8 Gordini		FC	2	05:55.213	02:58.012	02:57.201	02:58.614
15	154	TOUBERT Frédéric		Seat Leon Supercopa MK2		A	5	05:56.238	02:58.009	02:58.229	
16	141	MICHON Eric		Ferrari F430	CFM	GT	2	05:57.786	02:58.007	02:59.779	03:00.597
17	158	SAUTEUR Eric		Peugeot 308 Racing Cup		A	4	05:59.768	03:01.883	02:58.678	03:01.090
18	142	DURIEUX Yann		Alpine A110 Cup	CFM	GT	2	06:00.663	03:02.553	03:00.277	03:00.386
19	144	MARION Philippe		Porsche 997 GT2	CFM	GT	2	06:00.800	03:07.029	03:00.409	03:00.391
20	168	LIRON Nicolas		Renault Mégane		A	3	06:00.804	03:20.757	03:00.335	03:00.469
21	190	DURASSIER Samuel		Honda Civic Type R EP3	CFM	F2	3	06:02.903	03:01.397	03:01.627	03:01.506
22	180	JAROUSSE Kévin		Renault Mégane 3 RS	CFM	FN	4	06:04.592	03:02.539	03:02.053	03:05.678
23	120	FRANCE Jérôme		Porsche 997 GT3 RS4	CUP	GTTS	4	06:04.825	03:03.870	03:06.929	03:00.955
24	139	DARDALHON Fabien		Simca Rallye III		FC	2	06:06.932	03:03.328	03:03.998	03:03.604
25	134	FILIPPI Toussaint		Jidé J40		FC	4	06:07.555	03:04.741	03:02.814	03:09.098
26	125	GARCIA Frédéric		Porsche 997 GT3 Cup		GTTS	3	06:08.047	03:02.973	03:06.339	03:05.074
27	111	CAT MACKOWIAK Morane		BMW M3 E36	FB CFM	FN	4	06:08.977	03:04.460	03:04.517	03:11.464
28	157	MIRAMONT Jean-Luc		Peugeot 308 Racing Cup		A	4	06:11.122			

Pos	N°	Pilote	Nat	Voiture	Clé annexes	Groupe	Classe	Total	Montée 1	Montée 2	Montée 3
									03:06.671	03:04.451	03:08.277
29	186	SIMONIN Bertrand		BMW M3 E36		FN	4	06:11.473	03:06.115	03:05.358	03:06.914
30	171	THOMASSET Baptiste		Renault Clio 2 Cup	JB	CFM	A	06:12.457	03:07.470	03:05.400	03:07.057
31	146	O'MAHONY Francis		Porsche 996	CFM	GT	2	06:13.308	03:05.807	03:07.501	03:08.706
32	192	PAYNEAU Gilbert		Peugeot 205 GTI	CFM	F2	3	06:13.321	03:06.098	03:09.482	03:07.223
33	165	NICOLAS Lionel		Peugeot 208 Rally 4		A	3	06:13.417	03:07.539	03:06.779	03:06.638
34	155	BRUNET Manuel		Cupra Leon Supercopa MK3	CFM	A	5	06:15.812	03:12.468	03:07.567	03:08.245
35	202	JEANNE Guillaume		Renault Clio 3 RS		F2	3	06:16.177	03:08.586	03:09.110	03:07.591
36	145	GUERLOT Cédric		Nissan 370Z	CFM	GT	2	06:17.264	03:08.584	03:08.680	03:16.037
37	213	ROUVEIROLLES Stéphan		Citroën Saxo VTS		F2	2	06:17.624	03:08.572	03:09.316	03:09.052
38	203	BERNIERE Jérôme		Renault Clio 2 RS		F2	3	06:17.999	03:08.764	03:09.235	03:10.400
39	160	CAT Pascal		Peugeot 308 Racing Cup	CFM	A	4	06:19.709	03:09.863	03:09.846	03:17.610
40	163	JUJIF Joël		Peugeot 308 Racing Cup	CFM	A	4	06:19.973	03:11.535	03:09.713	03:10.260
41	182	LANEZ Mathieu		Citroën Saxo VTS		FA	2	06:21.850	03:12.737	03:10.041	03:11.809
42	156	DUBRANA Yves		BMW M3 E36		FA	5	06:22.488	03:11.418	03:11.070	03:13.972
43	151	FADE Dominique		Cupra Leon Supercopa MK3	CFM	A	5	06:23.293	03:15.108	03:09.900	03:13.393
44	188	PIEYRE Alex		BMW M3 E36		FN	4	06:23.307	03:13.060		03:10.247
45	174	DERRE Pascal		Renault Clio 3 Cup		A	3	06:23.837	03:11.991	03:11.904	03:11.933
46	195	COURBETTE Sébastien		Renault Clio 2 Ragnotti		FN	3	06:26.916	03:14.843	03:13.644	03:13.272
47	194	VEZOLLES Claude		BMW M3 E36		FN	4	06:27.624	03:14.584	03:14.138	03:13.486
48	204	ANDRIEU Sylvain		Renault Clio RS		F2	3	06:29.330	03:15.225	03:14.105	03:15.693
49	189	RIVES Jean-Francois		BMW M3 E36		FN	4	06:30.074	03:19.964	03:14.676	03:15.398
50	178	SECHEPINE Florent		Renault Clio 2 RS		A	3	06:30.288	03:16.839	03:14.144	03:16.144
51	164	DARAND Fabrice		Peugeot 308 Racing Cup		A	4	06:31.075	03:16.842	03:15.323	03:15.752
52	215	ESTURILLO Antoine		Honda Civic EK4		F2	2	06:32.978	03:20.119	03:16.780	03:16.198
53	176	CHABANAS Alain		Renault Clio 2 Cup		A	3	06:34.877	03:17.124	03:17.753	03:19.549
54	217	METIVIER Jean-Pierre		Simca Rallye 3		F2	1	06:35.983	03:22.044	03:18.825	03:17.158
55	169	AUZEY Guillaume		Peugeot 207 S2000		A	4	06:36.242	03:18.970	03:18.706	03:17.536
56	132	GODARD Jimmy		Mitjet 1300		GTTS	1	06:37.412	03:18.739	03:18.673	03:19.213
57	181	PERRIN Franck		BMW M3 E36	CFM	FN	4	06:37.913	03:21.530	03:19.614	03:18.299
58	187	DUMAS René		BMW M3 E36		FN	4	06:38.785	03:19.796	03:19.613	03:19.172
59	216	THIERRY Alain		Peugeot 205 GTI		F2	2	06:40.155	03:19.944	03:21.230	03:20.211
60	179	SAUMADE Yann		Peugeot 206		A	3	06:42.392	03:22.351	03:24.089	03:20.041
61	206	SILVEIRA Frédéric		Renault Clio 2 RS		F2	3	06:43.984	03:21.525	03:22.459	03:22.899
62	128	BROSSET Charly		Tork Mitjet 1300	CFM	GTTS	1	06:44.335	03:21.824	03:23.807	03:22.511
63	175	CHABANAS Noel		Renault Clio 3 Cup		A	3	06:44.831	03:23.185	03:23.562	03:21.646
64	177	BEC Frédéric		Renault Clio 3 Cup		A	3	06:46.014	03:26.322	03:23.496	03:22.518
65	214	CORNUBET Didier		Peugeot 205 GTI		F2	2	06:46.656	03:22.087	03:35.680	03:24.569
66	183	TEYSSIER Frédéric		Peugeot 206 XS		FA	2	06:49.865	03:26.256	03:24.466	03:25.399
67	205	POUGNET Frédéric		Renault Clio		F2	3	06:50.753	03:27.643	03:28.250	03:23.110
68	210	MEJEAN Loïc		Peugeot 206 S16		F2	3	06:51.898	03:25.118	03:30.251	03:26.780
69	197	PEREZ Bruno		Citroën Saxo VTS		FN	2	06:53.202	03:26.550	03:27.527	03:26.652

Pos	N°	Pilote	Nat	Voiture	Clt annexes	Groupe	Classe	Total	Montée 1	Montée 2	Montée 3
70	212	CARDON Laurent - Michel		Peugeot 106		F2	2	06:53.452	03:29.310	03:26.684	03:26.768
71	131	ERMANN Luc		Peugeot RCZ Cup		GTTS	2	06:53.540	03:26.441	03:27.099	
72	147	CAMPISANO Jean-Pierre		Renault 8 Gordini		FC	2	06:54.533	03:29.022	03:28.958	03:25.575
73	135	CHOQUET Arnaud		Renault Clio V6 Trophy		FC	4	06:56.082	03:27.569	03:40.091	03:28.513
74	185	RIVRON Louis		Peugeot 106 XSI		A	1	06:56.161	03:28.673	03:29.673	03:27.488
75	201	RICARD Kévin		Peugeot 106 XSI		FN	1	06:57.072	03:29.541	03:28.324	03:28.748
76	184	GEOFFRAY Nicolas		Citroën Visa GTI		FA	2	07:03.266	03:32.469	03:31.485	03:31.781
77	196	GRAND Damien		Volkswagen Golf II GTI		FN	3	07:04.994	03:33.959	03:31.746	03:33.248
78	200	FAYET Guillaume		Peugeot 106 Rallye		FN	1	07:07.566	03:33.551	03:34.015	03:34.608
79	198	PRUDENT Dominique		Honda Civic		FN	2	07:09.150	03:36.447	03:34.446	03:34.704
80	167	GERVAIS Franc		Citroën DS3 R3T		A	4	07:20.979	03:37.846	03:43.133	03:49.194